



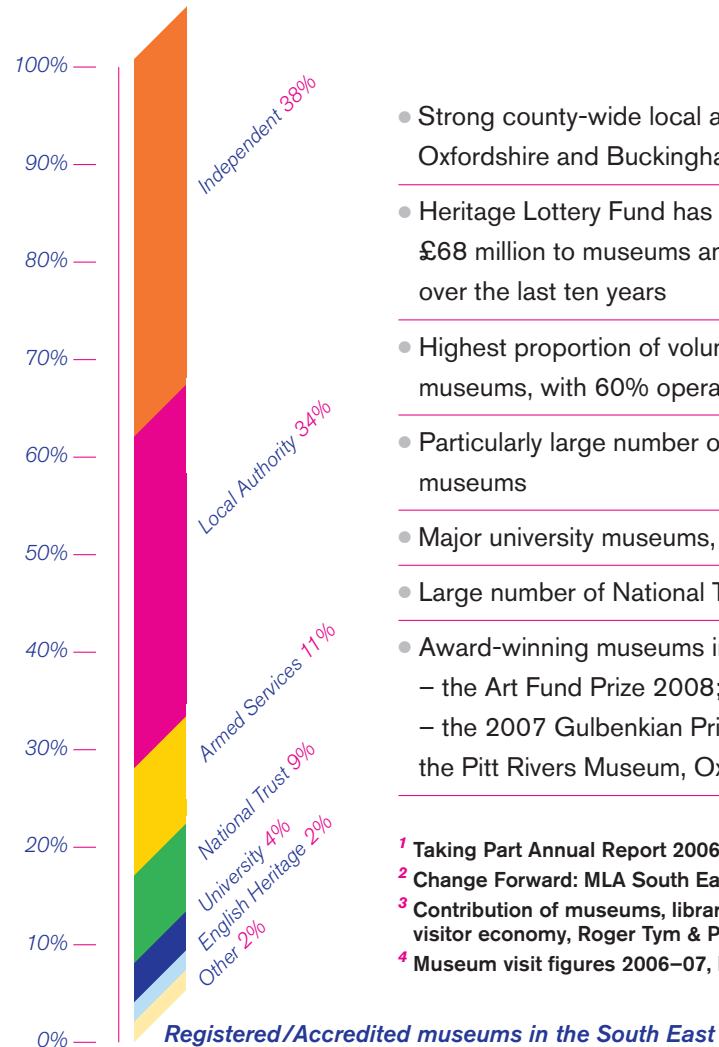
MUSEUMS LIBRARIES ARCHIVES
SOUTH EAST

Museums, libraries and archives in the South East: **key facts**



Museums in the South East

- 45% of all adults in the South East have visited a museum/gallery in the last 12 months (compared to 42% of all adults in England – equating to 16.8 million adults)¹
- Over 300 museums – the highest number of museums within an English region – employing 4,090 paid staff², supported by at least 7,000 volunteers
- About 260 Registered/Accredited museums caring for 21 million objects
- Tourist visitors to museums spend £224 million in the South East's visitor economy each year³
- 14 collections 'Designated' as being of national or international importance, including natural history, science, art and archaeology
- Renaissance, the MLA Partnership's groundbreaking programme to transform regional museums, has invested an extra £14.3 million in South East museums between 2002 and 2008
- Visits to Hub museums in the South East increased to more than 2.1 million in 2007–08⁴
- Region-wide Museum Development Officer network offering advice, support and small grants to every Registered or Accredited museum in the South East



- Strong county-wide local authority services in Hampshire, Oxfordshire and Buckinghamshire
- Heritage Lottery Fund has awarded grants totalling more than £68 million to museums and collections in the South East over the last ten years
- Highest proportion of volunteer-managed community museums, with 60% operating as independent charities
- Particularly large number of regimental and armed service museums
- Major university museums, notably at Oxford and Reading
- Large number of National Trust museums
- Award-winning museums including: The Lightbox, Woking – the Art Fund Prize 2008; Pallant House Gallery, Chichester – the 2007 Gulbenkian Prize; Tunbridge Wells Museum; and the Pitt Rivers Museum, Oxford

¹ Taking Part Annual Report 2006/2007, DCMS 2008

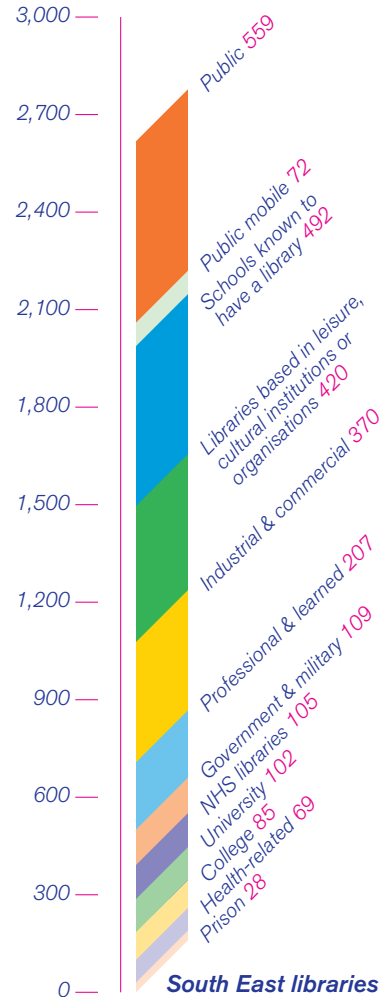
² Change Forward: MLA South East Workforce Development Strategy 2006

³ Contribution of museums, libraries and archives to the South East visitor economy, Roger Tym & Partners 2008

⁴ Museum visit figures 2006–07, MLA South East (unpublished)

Libraries in the South East

- 48% of all adults in the South East have visited a library in the last 12 months (compared to 46% of all adults in England – equating to 18.4 million adults. 50% of those visitors said they go to a library at least once a month¹.)
- Over 2,500 libraries in the region
- Research has shown that an overwhelming 96% of respondents in the South East agreed that libraries provide a valuable service for their local community²
- The lottery-funded People's Network has enabled library users to have over 4 million hours of access to the internet through 3,500 computer terminals in 460 libraries in the South East³
- South East libraries have a workforce of 10,940 people⁴
- 3,114 people work in public libraries and are supported by at least 2,896 volunteers⁵
- 19 local authority library services with a total net expenditure of £138 million⁶
- 559 public library service points and 72 mobile libraries⁷



- Public libraries with a book stock of over 12 million lend an average of six loans per head of population each year⁸
- 102 libraries in higher education institutions, including the Bodleian Library in Oxford, one of three National Copyright Deposit Libraries in England, with a collection of global significance
- An estimated 3,000 schools libraries, many managed by volunteers
- 174 health libraries and a wide range of commercial, voluntary, government and military sector libraries
- 420 libraries in cultural institutions such as museums and archives

¹ Taking Part Annual Report 2006/2007, DCMS 2008

² Arts in England: attendance, participation & attitudes in 2001, Arts Council England /Resource 2002

³ Netbase Survey 2003, MLA (unpublished)

⁴ Change Forward: MLA South East Workforce Development Strategy 2006

⁵ Public Library Statistics 2006–07 Actuals, CIPFA 2007

⁶ Ibid

⁷ Ibid

⁸ Ibid

- 1,503 reading groups are run or supported by public libraries in the South East and 84.2% of public library services have developed external partnerships to enhance reading opportunities. These include partnerships with bookshops, schools, colleges, theatres, social services, Unilever Frozen Foods and Starbucks.⁹

⁹ Reading Development Activity Survey, MLA South East 2005

All other figures from Realising Our Potential: A Library and Information Development Strategy for South East 2002–06

Archives in the South East

- 377 archive repositories and collections, the largest number of any English region, except London¹. Many collections are held in museums and libraries
- South East Archives have a workforce of 775 people²
- 14 local authority record offices – the largest number of any region in England – representing the core of public service provision with an estimated revenue expenditure of £9.9 million and a staff of 231 full-time equivalents in 2004–05³
- 22 Places of Deposit for Public Records
- 15% of regional searches of the Access to Archives site, the English strand of the National Archives Network, look for sources from the South East. There have been over 1,500,000 searches and over 4,000,000 catalogues viewed in just six years⁴

¹ Categorisation Report, MLA South East 2005

² Change Forward, MLA South East Workforce Development Strategy May 2006

³ Local Authority Archives Service Statistics Estimates, CIPFA

⁴ www.a2a.org.uk/stats/statistics.htm

- 5% of adults in the South East visited an archive in the last 12 months⁵
- 99% of visitors agree that archives contribute to society by preserving our heritage and culture and 97% that they provide opportunities for learning. A further 99% strongly agree that archives strengthen family and community identity
- Archives contribute to the local economy. Nearly nine out of ten visitors describe visiting the archive as their main purpose for visiting the area – 9% pay for overnight accommodation, half eat out locally and two thirds use local shops and services
- Highly renowned and successful university repositories in Oxford, Brighton, Canterbury, Reading and Southampton
- One fifth of the nation's archivists are employed within the South East region
- Numerous, significant archive collections held by museums, libraries, military, religious, charitable and school archives
- Two major film and sound archives based in Winchester and Brighton

- Diverse approaches to local history and oral history, including those at Southampton, Reading and Milton Keynes
- National collections, such as the BBC Written Archive Centre
- 'World class' collections, as well as local and regional collections, including papers of eight prime ministers and the archives of the cradle of British Christianity in Canterbury and Winchester
- Strong conservation expertise, ICT skills and education service provision
- Heritage Lottery Fund awarded five documentary heritage grants during 2004–05 totalling £682,840⁶
- Three archive collections have been 'Designated' as being of national or international importance. Two are managed by libraries; University of Sussex Library – The Mass Observation Archive and University of Reading Library, The Beckett Collection. The third is Hampshire Record Office, managed by Hampshire County Council

⁵ Taking Part Annual Report 2006/2007, DCMS 2008

⁶ Heritage Lottery Fund Grants Database

Participation in the South East

Museums

- 45% of adults living in the South East visit museums at least once a year – one of the highest levels of museum visiting in the country¹
- Museum users make an average of three visits a year²
- At least 66% of primary and 57% of secondary schools in the South East took part in some form of museum related learning in the region in 2006–07³
- Over 8 million visits to Registered/Accredited museums in the region⁴ – making a significant contribution to tourism in the South East at attractions such as the museums within the Historic Dockyard at Portsmouth
- People with higher incomes and educational attainment are more likely to visit, but people with lower incomes are significantly more likely to visit with children or grandchildren
- Museum visiting is most popular among people aged between 35 and 54
- At least 7,000 volunteers and the highest proportion of volunteer-managed community museums of any English region, with 60% operating as independent charities

¹ Taking Part Survey, Annual Report 2006/2007, DCMS 2008

² Visitors to Museums and Galleries 2004, MORI 2004

³ Museum related learning in the South East, MLA South East/South East Hub 2008

⁴ Museum visit figures 2006–07, MLA South East (unpublished)

Libraries

- Approximately 58% of the South East population are registered users of their local library⁵
- 48% of the South East's adult population use libraries on a regular basis – one of the highest levels of library visiting in the country⁶
- One in five people use them at least eleven times a year
- An estimated 45.5 million visits and 6 million enquiries to the region's public library service points and mobile libraries each year⁷
- The lottery-funded People's Network has enabled library users to have over 4 million hours of access to the internet in the South East⁸
- At least 2,896 volunteers in the South East's public libraries⁹
- More women than men use public libraries
- 1,503 reading groups are run or supported by public libraries in the South East and 84.2% of library services have developed external partnerships to enhance reading opportunities¹⁰

⁵ Library and Information Statistics, LISU 2003

⁶ Taking Part Survey, Annual Report 2006/2007, DCMS 2008

⁷ Public Library Statistics 2006–07 Actuals, CIPFA 2007

⁸ Netbase Survey 2003 MLA (unpublished)

⁹ Public Library Statistics 2006–07 Actuals, CIPFA 2007

¹⁰ Reading Development Activity Survey, MLA South East 2005

Archives

- 5% of the South East's adult population have visited an archive in the last 12 months ¹¹
- Local authority record offices services attracted over 109,500 site visits, over 100,000 enquiries and 14,500 attendances at talks in 2004–05 ¹²
- 15% of regional searches of the Access to Archives site, the English strand of the National Archives Network, look for sources from the South East. There have been over 1,500,000 searches in six years ¹³
- 70% of visitors were over 55, 99% White British with an equal gender split
- 75% of visitors are researching their family history

¹¹ Taking Part Survey, Annual Report 2006/2007, DCMS 2008

¹² Local Authority Archive Service Statistics, 2004–5 Estimates, CIPFA 2005

¹³ www.a2a.org.uk/stats/statistics

South East Schools Participation

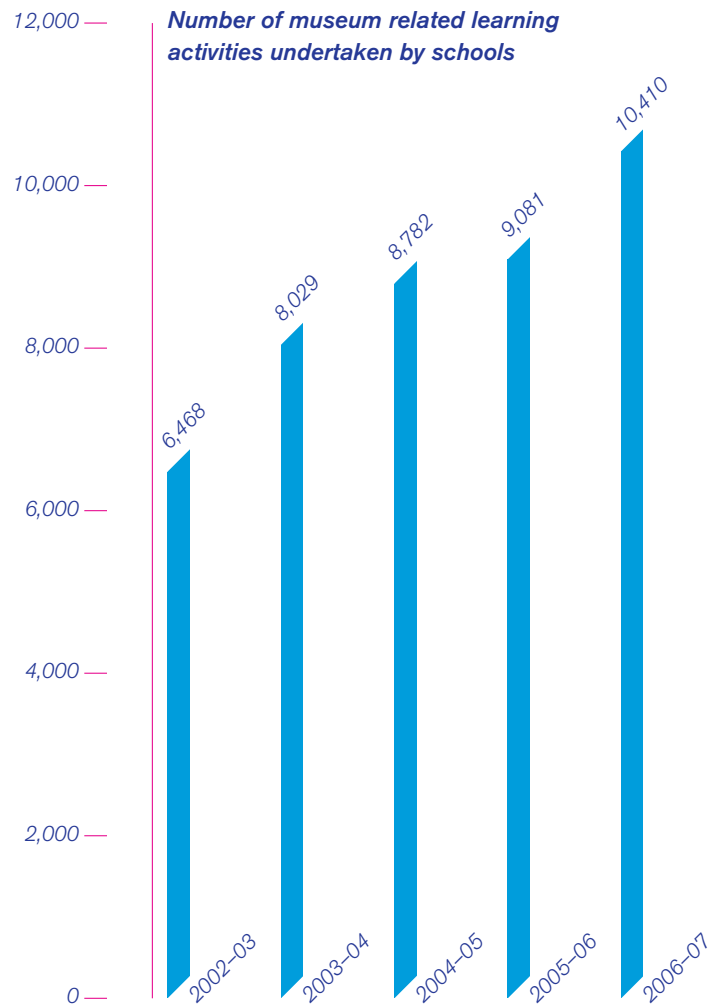
Key findings for 2006–07 ¹

- During 2006–07 at least 2,000 schools from across the region took part in some form of museum related activity provided by a museum in the South East
- A minimum of 66.7% of primary schools (some 1,820) and 57% of secondary schools (275) were participating in museum related learning
- Activity with schools involved some 11,400 visits by groups of pupils to museums, some 1,800 loans of collections and some 790 visits to schools by museum staff
- Participation by schools across the South East varies considerably – in terms of primary schools the highest levels of participation involve the Isle of Wight, Brighton and Hove, Medway, Portsmouth, Southampton, Oxfordshire and Hampshire
- In secondary schools the highest levels of participation were on the Isle of Wight, in Southampton, Oxfordshire, Brighton and Hove and Portsmouth
- Brighton and Hove and Oxfordshire have the highest proportion of schools that have used three or more different South East museums during the year, reflecting the wider range of museum provision in those areas

¹ Museum related learning in the South East: the achievements and findings from the South East Schools Database Project, MLA South East /South East Museum Hub July 2006

Looking at three academic years from 2004 to 2007

- Consistent increase in museum related learning activity across the region
- For primary schools the overall regional average for participation in museum related learning rose by 3.5% from some 63% in 2004–05 to 66.7% in 2006–07
- The areas that have demonstrated strong growth in primary school activity are Portsmouth, Southampton, Reading and Brighton and Hove
- For secondary schools, there was a significant increase in participation of 14% from some 43% in 2004–05 to 57% in 2006–07
- Although the great majority of the region's local authority areas recorded an increase in secondary school participation during the three years, there was wide variation between areas. Those that recorded significant increases were Portsmouth, Southampton, Wokingham and the Isle of Wight, although in the last two instances the numbers of schools involved were quite small



Looking at five academic years across a constant sample of museums

- Based on a constant sample of museums supplying data for the full five years of the project since 2002–03, there is consistent growth year on year in museums' work with schools



MUSEUMS LIBRARIES ARCHIVES
SOUTH EAST

ISBN 978-0-9560520-2-5

Published September 2008 by MLA South East

MLA South East

15 City Business Centre, Hyde Street, Winchester SO23 7TA

Tel: 01962 858844 Email: info@mlasoutheast.org.uk

Web: www.mlasoutheast.org.uk

(Operational until 31 December 2008; all enquiries after that date should be made to MLA www.mla.gov.uk)

Design: celsius.eu.com

